

lük : werks™

Easy. Affordable. Complete.



- INDOOR CAMERA STARTER KIT
- ADD-ON INDOOR CAMERA
- OUTDOOR CAMERA STARTER KIT
- ADD-ON OUTDOOR CAMERA
- SPY CAMERA STARTER KIT
- ADD-ON SPY CAMERA

Why LukWerks?

The LukWerks Video Security System is changing the face of security by creating the tools that have all the ease, power, and extensibility you need for a reliable, professional-grade home and small business security system.

LukWerks is a PC-based command center for your home or small business that allows you to view live, streaming video from up to six cameras using your own computer. LukWerks is the only video security system that manages your video digitally from the Camera to the PC, the PC to the Screen, and from the PC to your Remote Viewing device. LukWerks can do this because it uses HomePlug™ technology, which allows digital-streaming, full-color video from the Cameras to be transmitted to the Werks Software system using the electrical wiring in your home or office. No long cables to run. No network systems to set up or wireless routers to configure. Just plug in and use!



Powerful Werks Software

The Werks Software includes all the power of a professional-grade security control center. Built with an intuitive Windows interface and powerful controls, you have access to features typically found only in the most expensive systems.

- View and record live video from up to six cameras at once
- Record motion based events
- Play back video from archives using advanced controls
- Use automatic disk management
- Define email and cell phone alerts
- Set system security
- Configure camera resolution and recording schedules for each camera

Intelligent Cameras

Wilife security cameras are the smartest cameras on the market. Engineered using the latest in digital signal processing and video image sensors, these cameras have no competition for home and small business security.

- 400 MHz processor
- High-quality, digital color video (VGA or QVGA)
- Digital motion detection
- Adjustable eyeball (Indoor Camera)
- LUX Rate: 2 lx
- Frame Rate: 15 fps
- 3-element glass, wide-angle lens
- Slim profile
- Onboard Windows Media encoding
- Weatherproof (Outdoor Camera)
- Spy camera coming Winter 2006



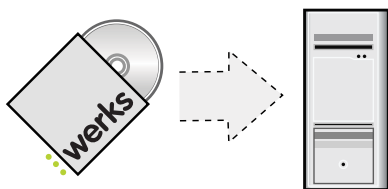
Easily add up to five additional cameras for a complete system!

Easy 3-Step setup of the LukWerks system

LukWerks was designed to allow homeowners, renters, and small business owners to set up an entire system in less than 15 minutes. Using your Windows PC as the control center, you install a professional-grade system with no training, no ladders, no drills, and no wires. Follow these three easy steps to install your starter kit.

1. Install Werks Software

Insert LukWerks install CD into the PC.

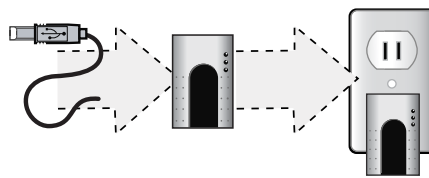


The Werks Install Wizard will guide you through the entire install and setup.

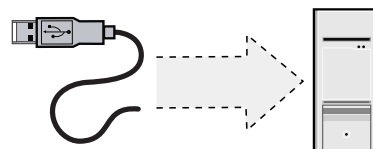
From the LukWerks CD, you can install the powerful Werks software, take a tour, read the User's Guide, or review the Software License and Hardware Warranty.

2. Plug in USB receiver

...to the closest wall outlet to the PC

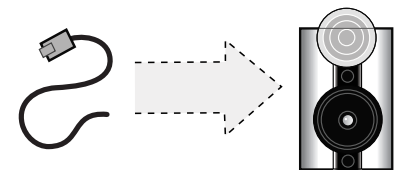


...then into the USB port on the PC.

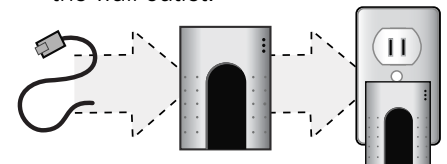


3. Secure the Camera

Plug the supplied cable into the camera and power supply.



Plug the power supply module into the wall outlet.



High-quality, Full-color Video

LukWerks uses Microsoft's advanced Windows Media® 9 Video technology to facilitate the transport and rendering of amazing high-resolution, full-color, digital video security footage. And by using such advanced compression technology, LukWerks minimizes the space used on your hard drive.

Remote Viewing

Wherever you are in the world, day or night, LukWerks lets you securely view live, streaming video of your home or business. All you need is a My LukWerks account and an Internet Browser or a Windows Mobile®-enabled cell phone.

Viewing what your cameras are seeing is as easy as 1-2-3.

- 1 Log into your My LukWerks account, using your secure username and password.
- 2 Select the location and cameras you want to view.
- 3 The live video feed is immediately routed to the mobile device you are using.

Remote Viewing Features

- Multiple-site management from a single account
- Use single-camera view to watch one area
- Use cycle view to rotate through all cameras
- Use multiple view to see all cameras at once

Browser requirements can be found at our Web site: www.wilife.com



Compatible Cell Phones & Handhelds

LukWerks is compatible with a wide range of Windows Mobile cell phones and wireless handhelds. Of course, these devices require Internet access either through a cell service provider or wireless Internet hub, depending on the device.

For a list of compatible cell phones and handheld devices, go to our Web site at: www.wilife.com/About/Requirements.aspx

Camera Management

In Live view, you can watch the front door, driveway, kitchen, backyard, entertainment room, and office all at once. Other capabilities include the following:

- Quickly switch between one, four, and six camera views.
- Watch all of your cameras or focus on the ones of interest – its your choice.
- Enable and disable cameras and alerts while the cameras are recording.
- Quickly launch Playback mode, Setup screens, and the Remote Viewing Site.

Werks makes it easy to access the features you need, many of them just a click away.



Live View Mode



Search Mode

Camera Mounting Options

We make it easy for you to position your Camera anywhere inside or outside your home or small business.

Indoor Camera Mounts

Use the camera suction cup to attach the camera to a window - where you can look out the window or into the room. The desktop stand is handy for a desk, table, or bookshelf. And the wall mount allows you to position the camera almost anywhere else.



Desk Mount



Suction Cup Mount



Wall Mount

Outdoor Camera Mounts

Use the mounting post with multiple mounting options - post mount, overhang mount, and wall mount.



Ceiling Mount



Post Mount



Wall Mount



Each Starter Kit contains everything you need for a complete single-camera system:

- Werks Software
- Indoor or Outdoor Camera
- Camera Power Supply & Cable*
- USB Receiver & Cable
- Camera Suction Cup*
- Desktop Stand*
- Wall Mount
- LukWerks Window Decals

The Easy Add-on Camera Kits add one Camera to your existing LukWerks system. Remember, you can add up to five more Indoor, Outdoor, or Spy cameras.

- Indoor, Outdoor, or Spy Camera
- Camera Power Supply & Cable*
- Camera Suction Cup*
- Desktop Stand*
- Wall Mount
- LukWerks Window Decals

* Indoor Camera Starter Kit only

LukWerks Applications



Protect your property



Secure your business



Remotely monitor your home



Catch a crook



Keep an eye on pets

System Requirements*

Requirement	Number of Luk Cameras					
	1	2	3	4	5	6
CPU Speed:	Minimum 1.0 GHz	1.2 GHz	1.4 GHz	1.6 GHz	1.8 GHz	2.0 GHz
	Recommended 1.4 GHz	1.6 GHz	2.0 GHz	2.4 GHz	2.6 GHz	3.0 GHz
Memory (MB):	Minimum 256	384	512	512	512	512
	Recommended 384	512	512	768	768	1024
Video Card (MB):	Minimum 32	32	32	64	64	128
DirectX 9 compatible	Recommended 32	32	64	128	128	256
Display Resolution:	1024 x 768 or higher, 32 bit color					
Hard Drive (MB):	100 MB for program and a minimum of 500+ MB for video storage.					
Operating System:	Microsoft® Windows® 2000 or Microsoft® Windows® XP Home Edition, XP Professional, or XP Media Center Edition					
Media Player:	Microsoft Windows Media® Player 9 or later					

* Minimum and recommended requirements for systems running cameras using the default QVGA (320 x 240) settings. Running your cameras in the higher VGA (640 x 480) mode requires additional resources.

LukWerks uses your Windows PC to record the video from your cameras and to serve video to your remote devices. You need to have your PC on and running for the LukWerks system to operate.